



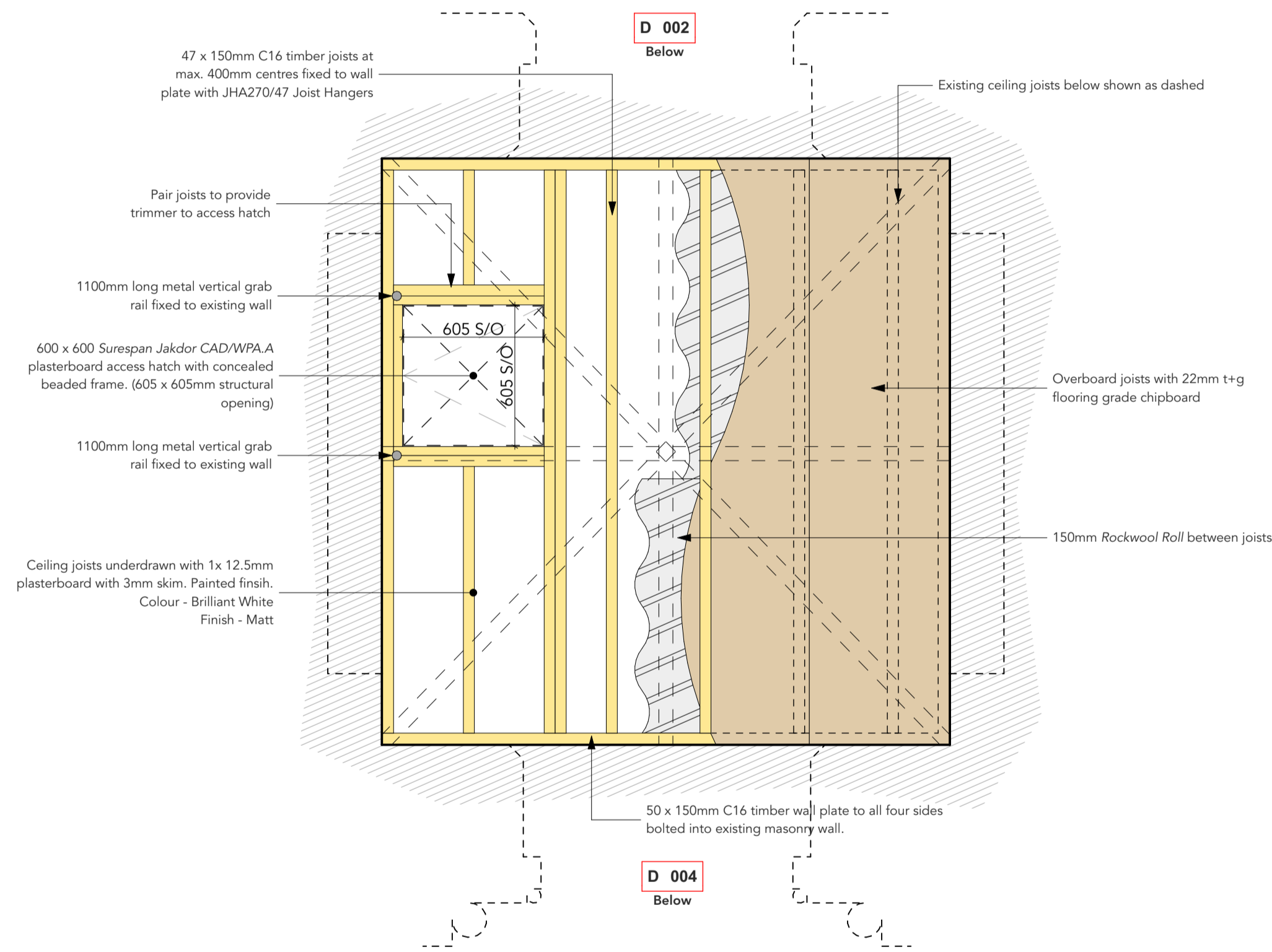
CONSTRUCTION PHASE HAZARD IDENTIFICATION
In accordance with the Construction (Design & Management) Regulations 2015

The hazard sign is a notification to other designers and contractors of foreseeable exceptional risks resulting from the design activities carried out by Maber Associates Ltd, which are beyond those reasonably expected to be identified by a competent person: as defined in the Construction (Design and Management) Regulations 2015 - Regulations 9 & 10 and Industry Guidance for Designers (Section 4) published by the CITB (2015)

DRAWING REVIEWED: (yes OR no) YES

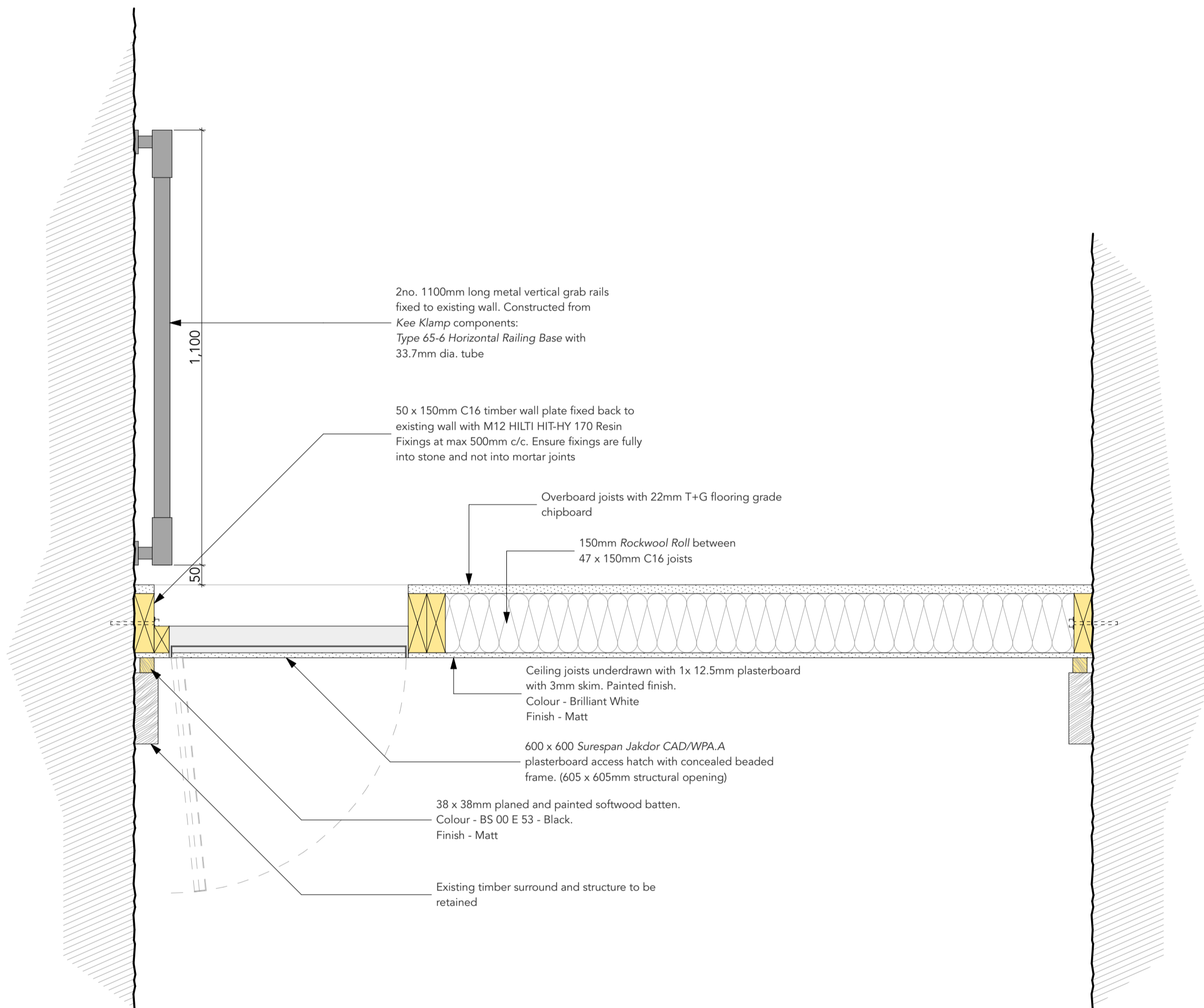
EXCEPTIONAL RISKS/ RISK CONTROL MEASURES: (none OR see warning triangle on drawing) YES

CAUTION: EXCAVATION / WORKS NEAR EXISTING BUILDINGS / MONUMENTS. PROVIDE SUITABLE TEMPORARY SUPPORT AS REQUIRED



Plan - New Ceiling to Tower

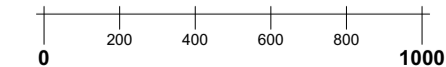
1:20



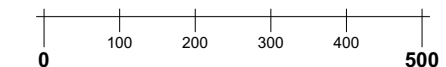
Section - New Ceiling to Tower

1:10

Scale (mm) 1:20



Scale (mm) 1:10



P02	19/01/21	Scale bar, joist hangers added	JDu	Ris					
P01	11/01/21	First Issue	Ris	JDu					
rev	date	description	by	ckd					
PLANNING									
project	London Road Cemetery Anglican Chapel Additional Works								
document	Tower Ceiling Details								
reference	project	origin	zone	level	type	role	no.	status	rev.
	LRC	MAB	01	01	DR	A	20201	S2	P02
int. job no.	3343		paper size	A1		scale 1:10, 1:20			

architecture / interiors / landscape
maber.co.uk
Leicester

20201

Do not scale from this drawing - dimensions and levels to be checked on site by the contractor. All dimensions in millimetres unless otherwise noted - all levels in metres unless otherwise noted. The title, copyright and confidential information in this document belongs to Maber Associates Limited. Copyright 2020. All rights reserved. You may not reproduce this document or disclose it to others without the consent of Maber Associates Limited.