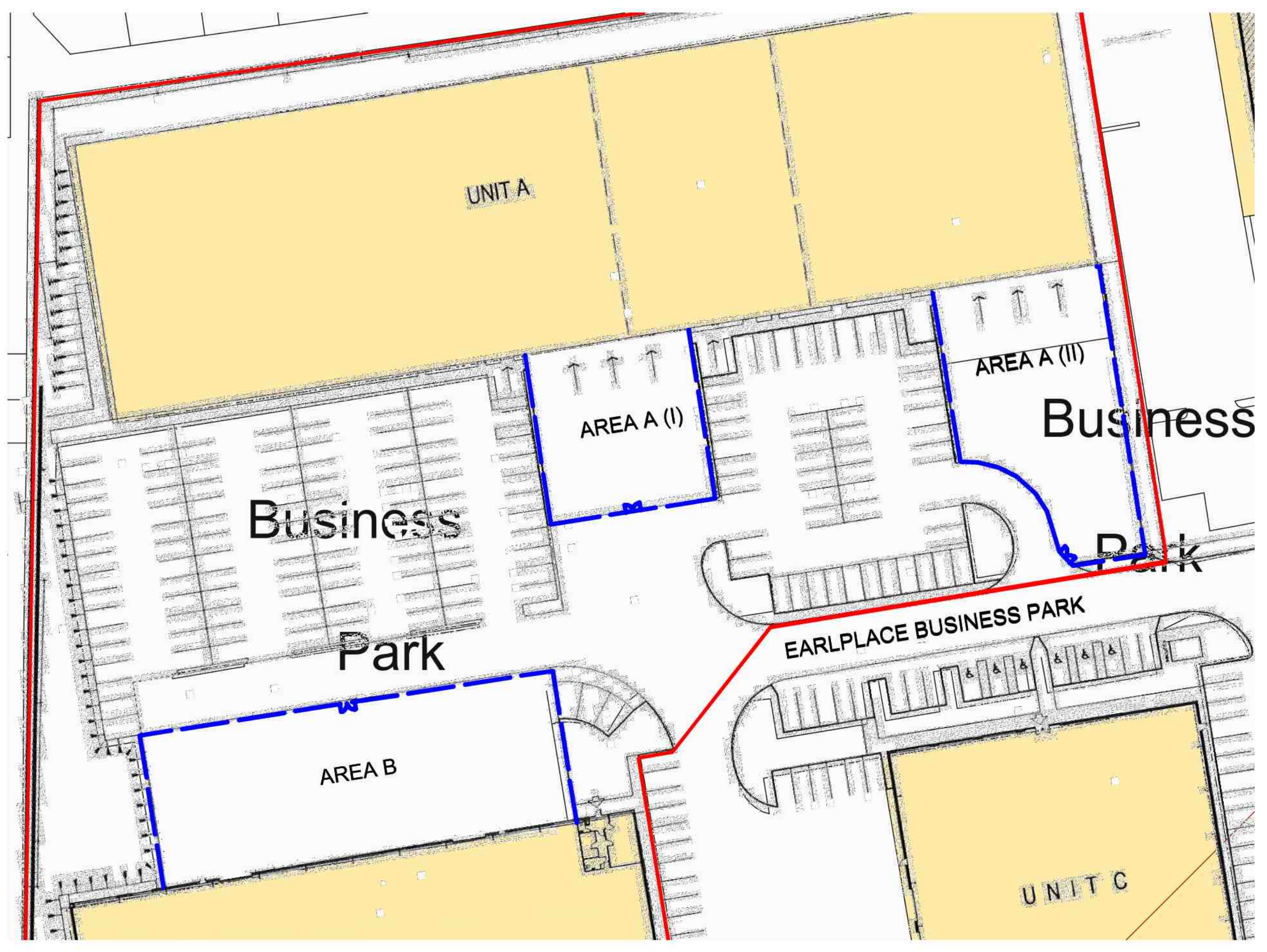

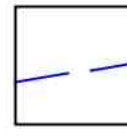
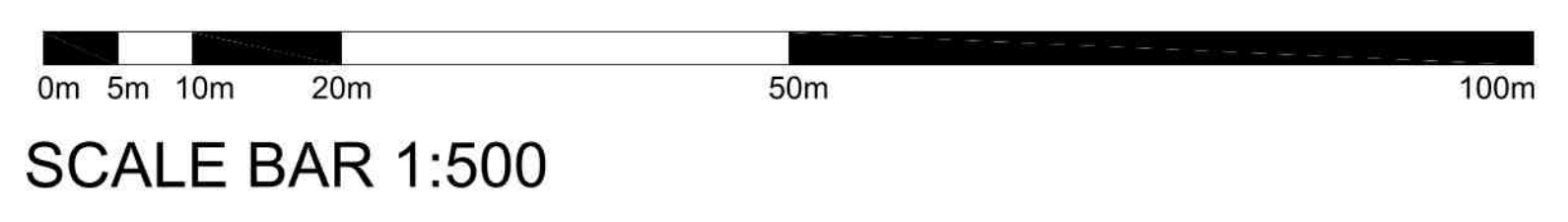


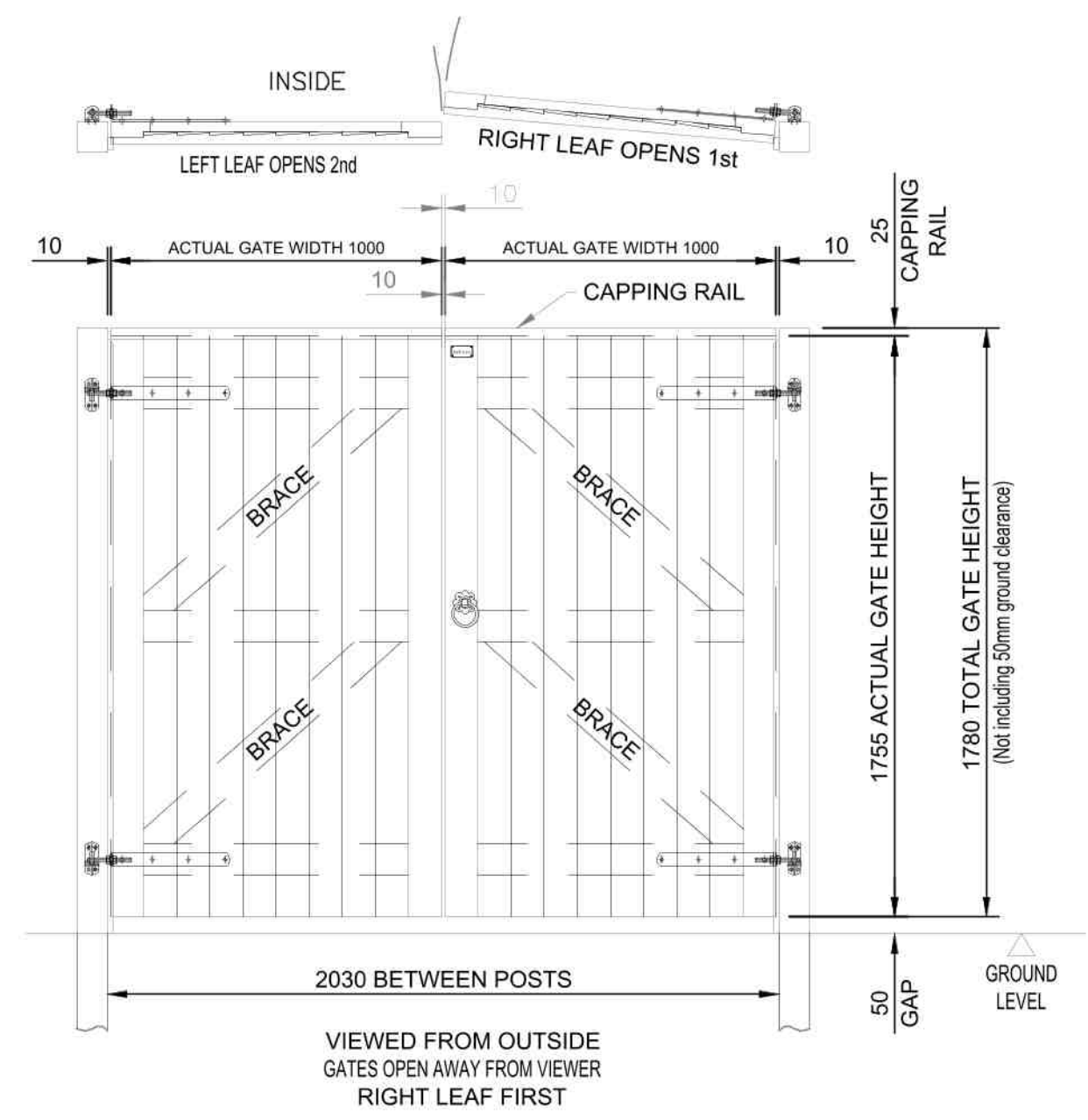
GENERAL NOTES:
 1. DO NOT SCALE FROM THIS DRAWING. DIMENSIONS GOVERN.
 2. ALL DIMENSIONS ARE IN METRES UNLESS NOTED OTHERWISE.
 3. ALL DIMENSIONS SHALL BE VERIFIED ON SITE BEFORE PROCEEDING WITH THE WORK.
 4. JON SHEAFF AND ASSOCIATES SHALL BE NOTIFIED IN WRITING OF ANY DISCREPANCIES.
 5. ALL DIMENSIONS ARE NOMINAL DIMENSIONS.
 6. JON SHEAFF AND ASSOCIATES ACCEPT NO LIABILITY FOR ANY EXPENSE LOSS OR DAMAGE OF WHATEVER NATURE AND HOWEVER ARISING FROM ANY VARIATION MADE TO THIS DRAWING OR IN THE EXECUTION OF THE WORK TO WHICH HAS NOT BEEN REFERRED TO THEM AND PRIOR APPROVAL OBTAINED.



-  PROPOSED DOUBLE LEAF GATES TO MATCH FENCING
-  PROPOSED FENCING FEATHERBOARD 1.8M HIGH

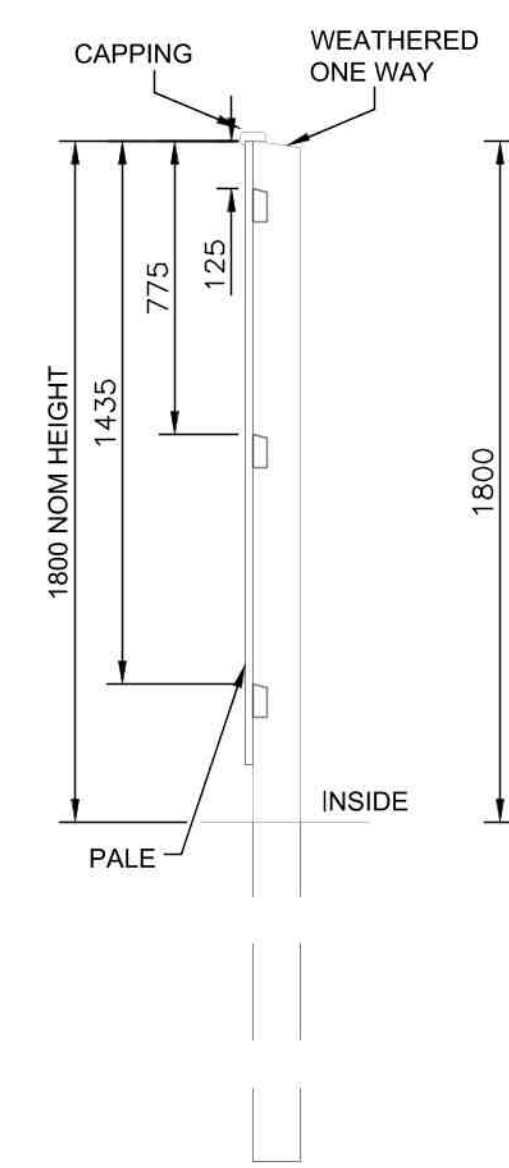


01 FENCING AND GATE LAYOUT
 SCALE 1:500 @ A1

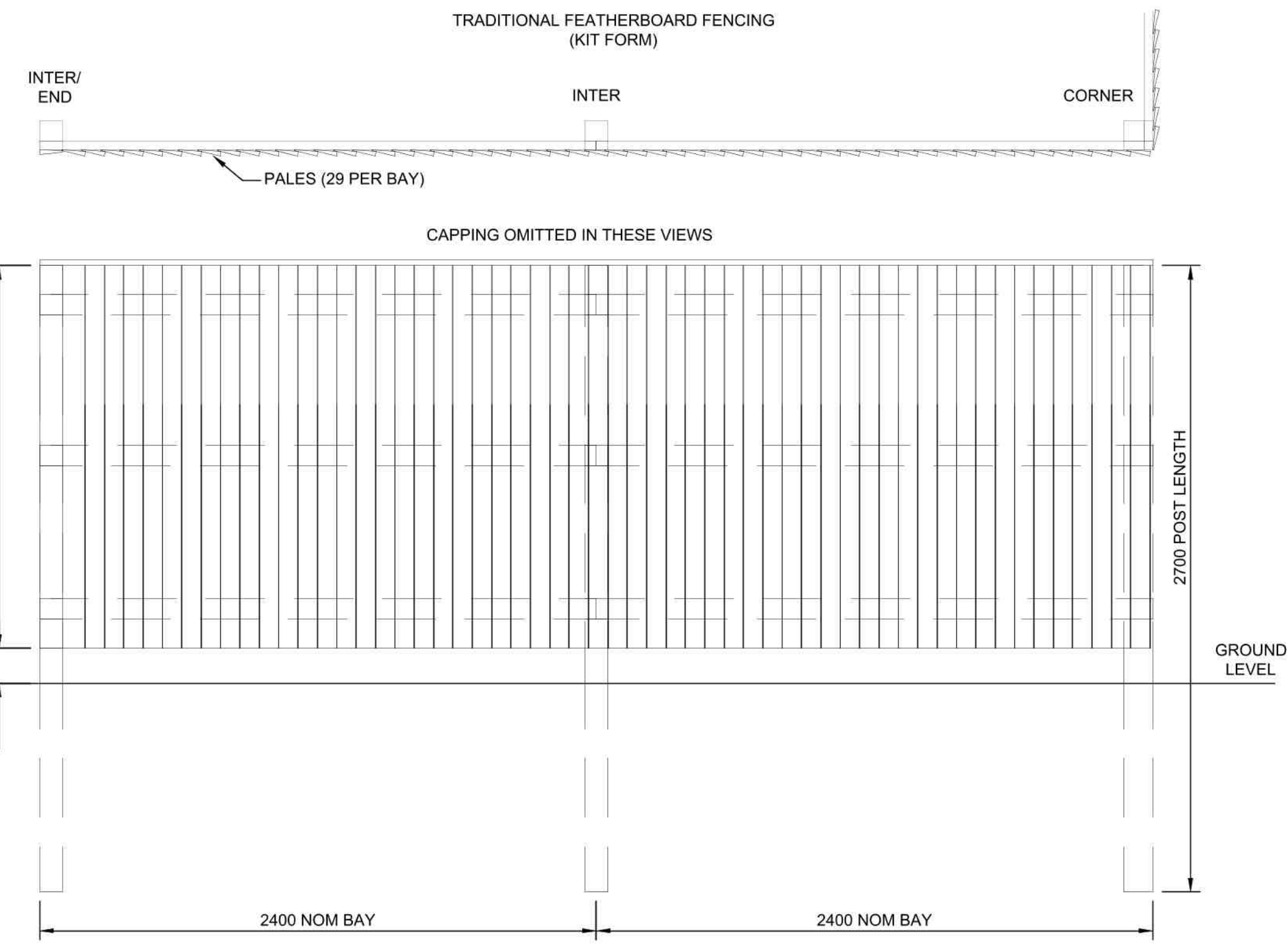


02 TYPICAL GATE DETAILS
 *GATES SHOWN OPENING INWARDS

SCALE 1:20 @ A1
 Double leaf matching traditional featherboard gates as supplied by Jacksons Fencing or similar approved (0800 414343 www.jacksons-fencing.co.uk)
 Constructed with 3 rails and clad with 100 x 22mm featherboard pales.
 Jakcure® treated softwood with a sawn finish.
 All fixings stainless steel and galvanised.
 25 year guarantee.



03 TYPICAL FENCE DETAILS - SECTION
 SCALE 1:20 @ A1



04 TYPICAL FENCE DETAILS - ELEVATION
 SCALE 1:20 @ A1

Traditional featherboard fencing as supplied by Jacksons Fencing or similar approved (0800 414343 www.jacksons-fencing.co.uk)
 Constructed with 3 rails and clad with 100 x 22mm featherboard pales.
 Jakcure® treated softwood with a sawn finish.
 All fixings stainless steel and galvanised.
 25 year guarantee.

Rev	Date	Description	Drm	Chk
CLIENT AVON CAPITAL ESTATES				
 JON SHEAFF & ASSOCIATES				
PROJECT EARLPLACE, COVENTRY				
DRAWING TITLE FIGURE 4 TYPICAL FENCING AND GATES DETAIL				
STATUS PLANNING				
DRAWN BY CEB	DATE 29.04.2019	SCALE 1:1000@A3	CHECKED JS	
JOB NO. A1785	DRAWING NO. A1785-JSA-L04		REV. *	