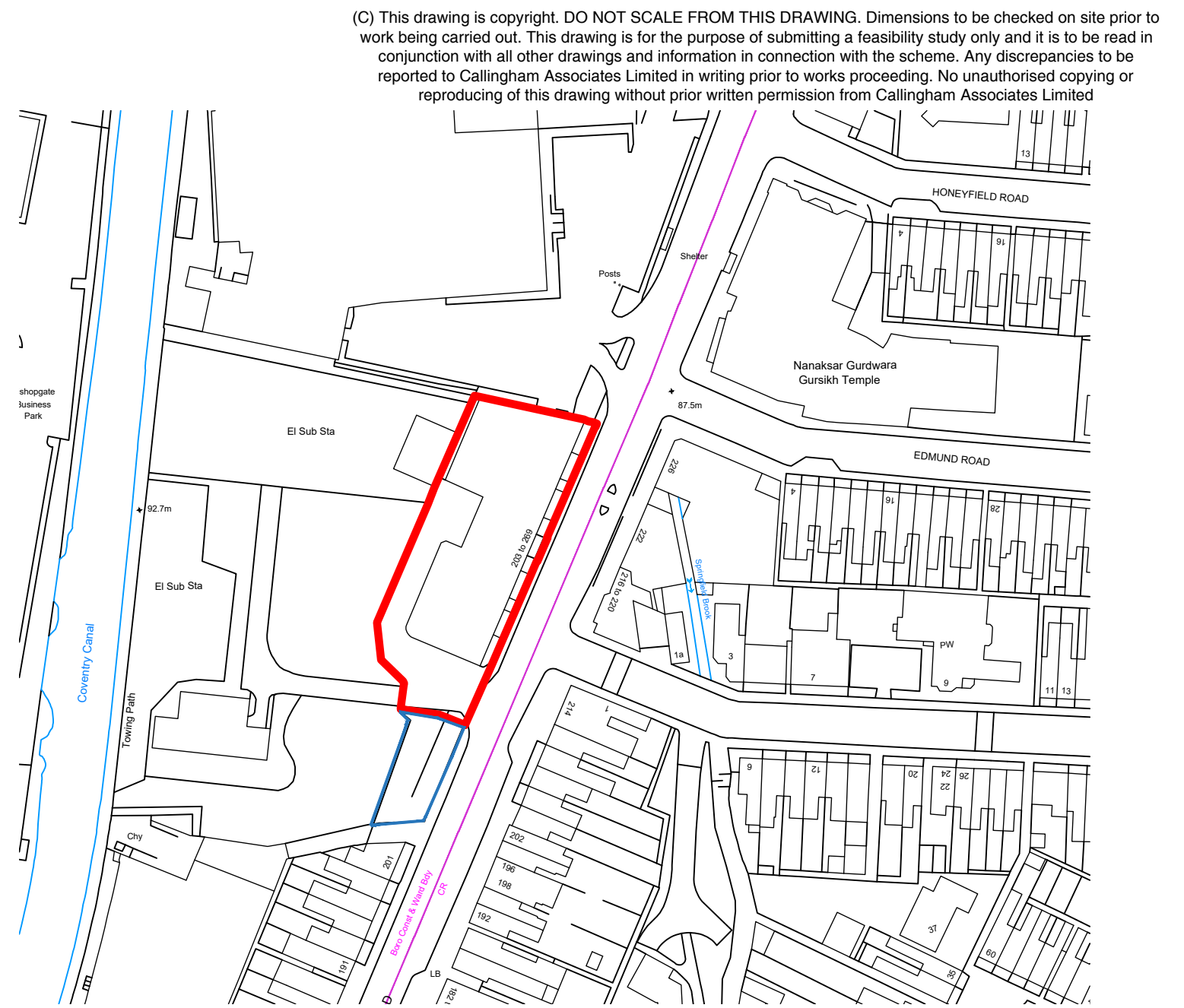
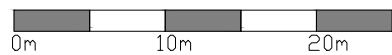
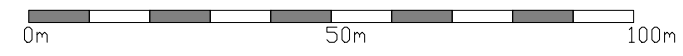


EXISTING SITE PLAN 1:500



EXISTING LOCATION PLAN 1:1250



(C) This drawing is copyright. DO NOT SCALE FROM THIS DRAWING. Dimensions to be checked on site prior to work being carried out. This drawing is for the purpose of submitting a feasibility study only and it is to be read in conjunction with all other drawings and information in connection with the scheme. Any discrepancies to be reported to Callingham Associates Limited in writing prior to works proceeding. No unauthorised copying or reproducing of this drawing without prior written permission from Callingham Associates Limited



2 Hearsall Lane, Coventry, CV5 6QR, tel: 024 7671 3872
 also at 1 Chapel Street, Warwick, CV34 4HL,
 t: 01926 405595 - f: 01926 405522
 e: architect@callingham-associates.co.uk
 www.callingham-associates.co.uk

PROPOSED DEVELOPMENT AT
 FOLESHILL ROAD
 COVENTRY
 CV1 4JZ

MR SIDHU
 EXISTING SITE & LOCATION PLAN

scale: VARIES date: 28.03.19 drawn by: LT
 drg: **1098.114** checked by: xx