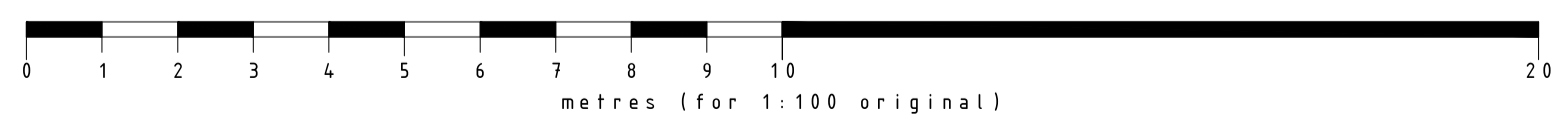


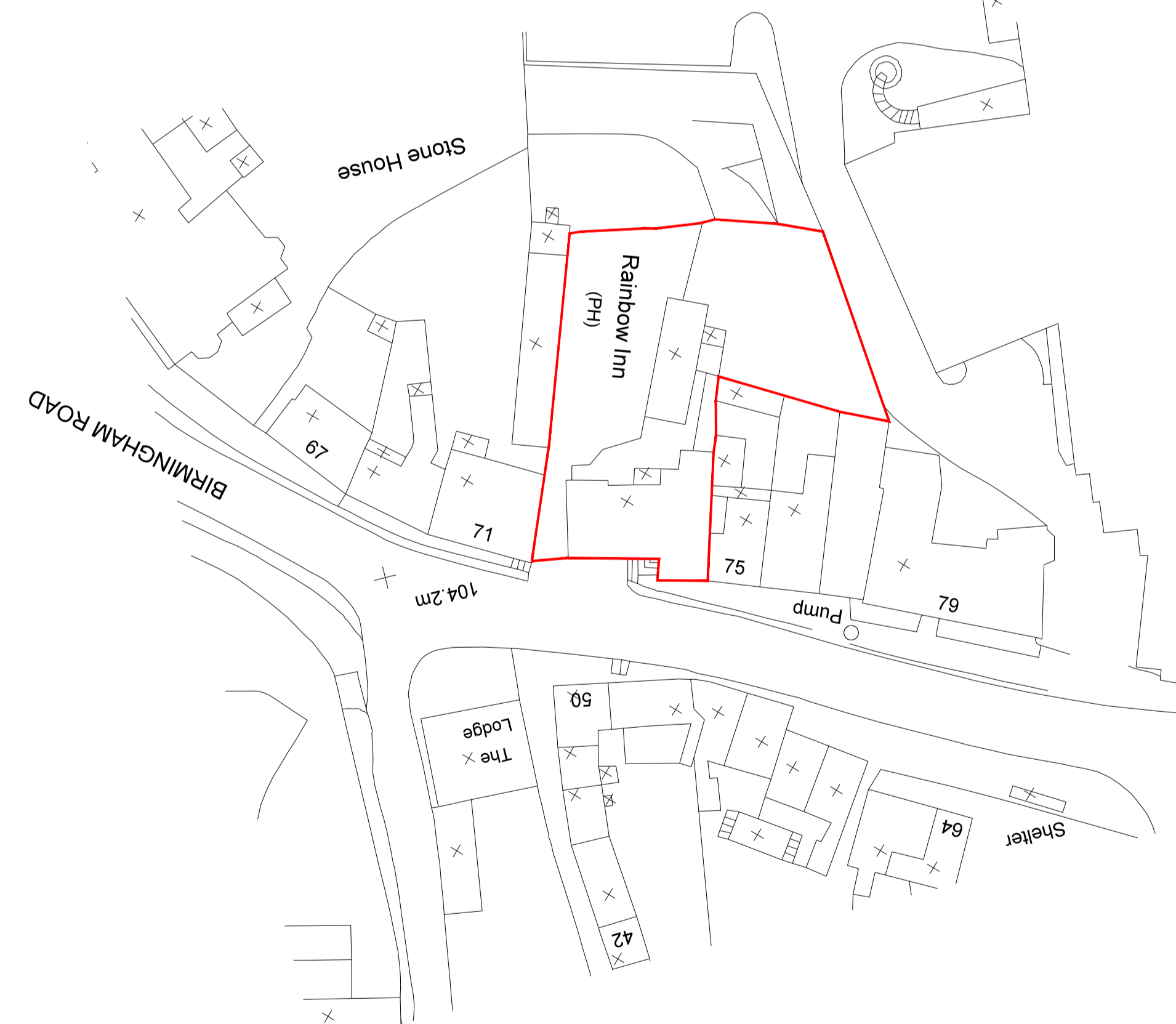


GROUND FLOOR LAYOUT
SCALE 1:100

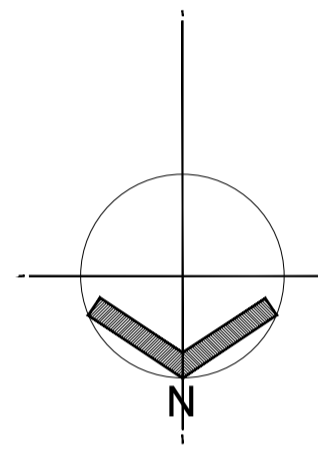


DISCLAIMER

A full and accurate measured survey has not been undertaken by Concorde BGW at this site. This drawing has been produced from information provided by others. Any dimensions indicated are for information only and must be checked on site prior to the commencement of any works



SITE LOCATION PLAN
SCALE 1:500



This drawing, design & all information contained herein remains the sole copyright of BGW DESIGN STUDIO & reproduction in any form is strictly forbidden unless permission is obtained in writing.

NOTES:
 - Do not scale from this drawing, all dimensions must be checked on site. The contractor must verify all site dimensions, drawings, details & specifications. Any discrepancies must be reported to BGW DESIGN STUDIO prior to any commencement of work.
 - Figured dimensions to take preference over those scaled.
 - All specified items are to be installed in accordance with the manufacturers recommendations & instructions.

Rev: Date: Init: Note: © Copyright

Stage: **PLANNING**

Client: **EIG**

Project address:
**RAINBOW INN
 73 BIRMINGHAM ROAD
 COVENTRY
 CV5 9GT**

Title: **GROUND FLOOR PLAN &
 SITE LOCATION PLAN**

Scale: **1:100 & 1:500** Dwg size: **A1**

Drawn by: **LL** Date: **APR '19**

Drawing no: **3928-01-01** Rev: **-**

**CONCORDE
 DESIGN**

www.concordebgw.com

South Yorkshire
 Palmer Street
 Hyde Park
 Doncaster
 DN4 5DD

London
 Unit 114
 Screenworks
 22 Highbury Grove
 N5 2EF

01302 361 024 0203 355 2297